



SELEKTA K40 BASICLINE

The steel stepladder with easy-grip rectangular tube rail.

THE KEY FEATURES

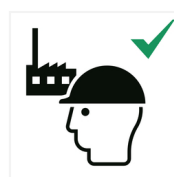

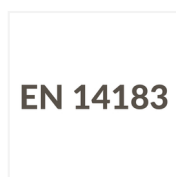
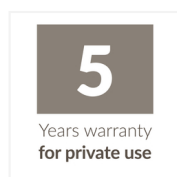
- Made of sturdy steel, powder coated white
- Large steel steps with non-slip mats
- Easy-grip rectangular tube rail
- Hinged lock (safety locking mechanism)
- Nonslip feet offering full surface contact to provide maximum stability
- Folds flat

OTHER PRODUCT ADVANTAGES

- Max. load capacity 150 kg



PROPERTIES

- Steps: 2
- Working height: max. 225 cm
- Weight: 5.2 kg





SPECIFICATIONS

Level of equipment		3
Extra wide steps		✓
Space-saving stowage		✓
Hinged lock		✓
Non-slip feet		✓
Number of steps		2
Width/depth required for setting up		A = 48 cm, B = 54 cm
Total height, platform height		A = 82 cm, B = 46 cm
Max. working height		246 cm
Dimensions of packaging (HxWxD)		A = 90 cm, B = 48 cm, C = 5 cm
Weight		4,8 kg